

Tillicum Road @ Gorge Road West

Wednesday, February 22, 2017

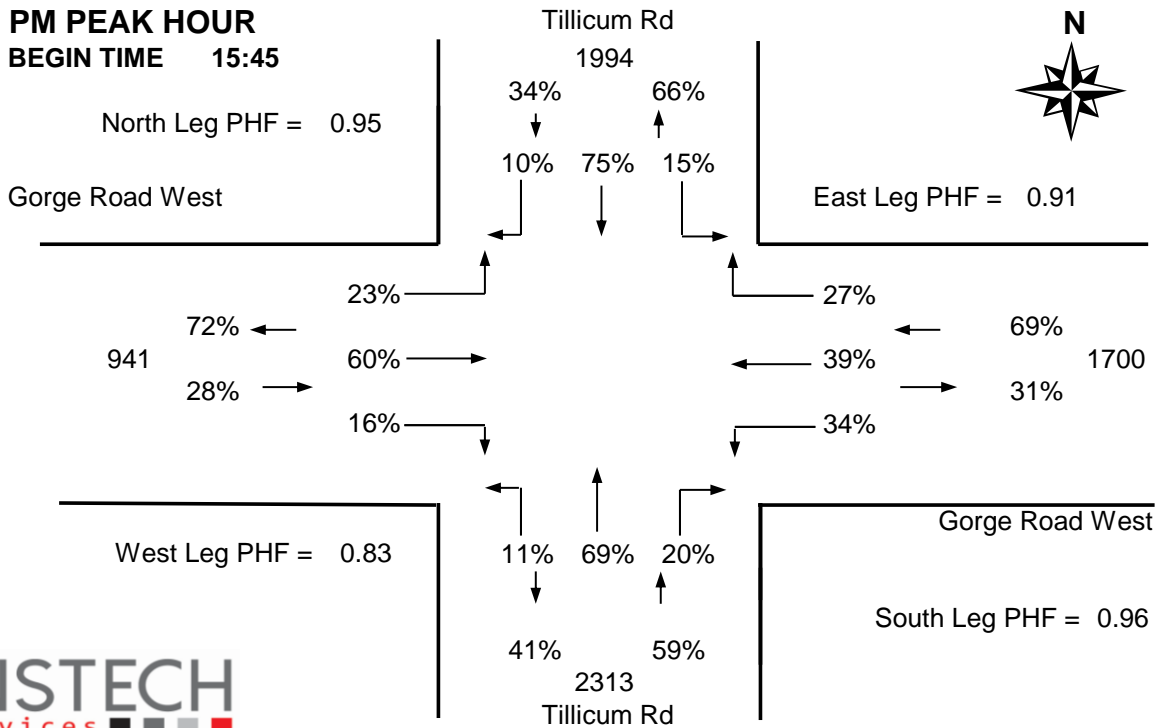
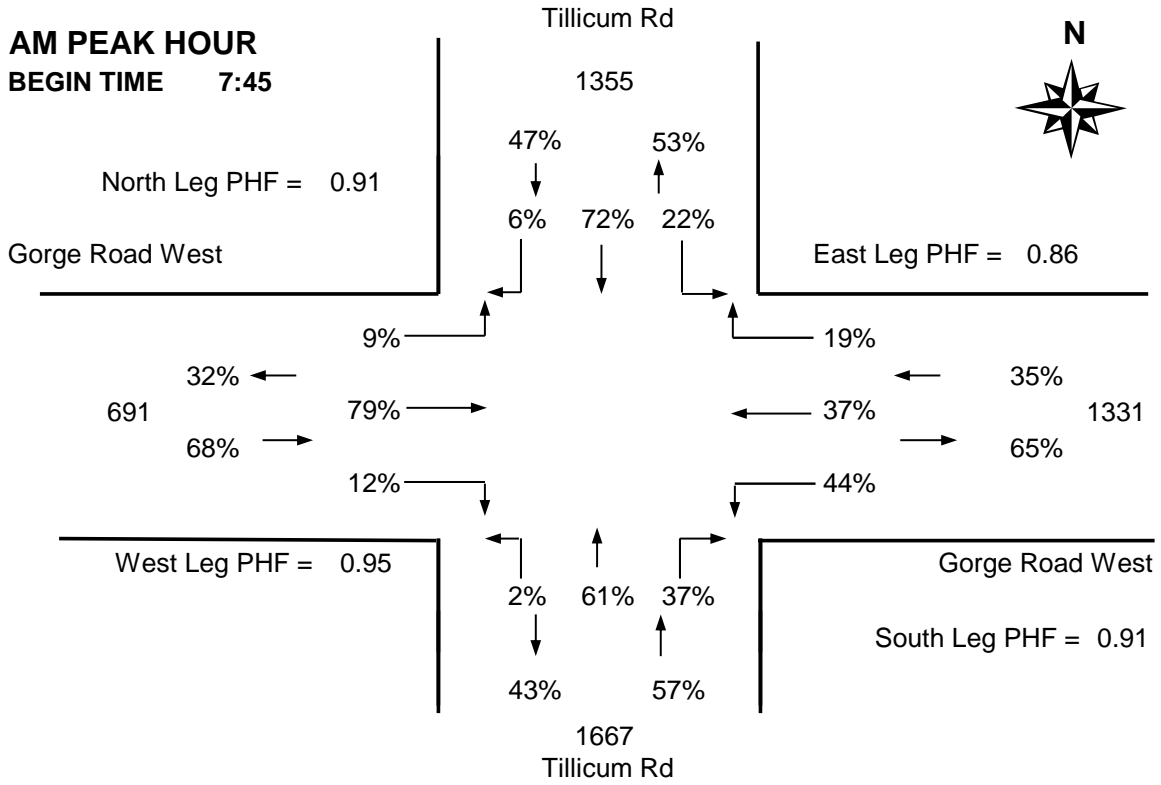


The data presented here is for information purposes only and should not be considered authoritative for construction, geotechnical, engineering, navigational, legal, or other site-specific uses. The information shared is owned by the Transportation Division of the Engineering Department at the District of Saanich. Accuracy is not guaranteed.

DISTRICT OF SAANICH 2017 TRAFFIC COUNTS

Major Route: Tillicum Road
Minor Route: Gorge Road West
Date: Wednesday, February 22, 2017
Filename: Tillicum@Gorge Road West-Feb22-2017.xls

Station #: TIN001059
Intersection Type: 4-leg
East/West Route: Gorge Road West
Weather: Clear and dry



DISTRICT OF SAANICH 2017 TRAFFIC COUNTS

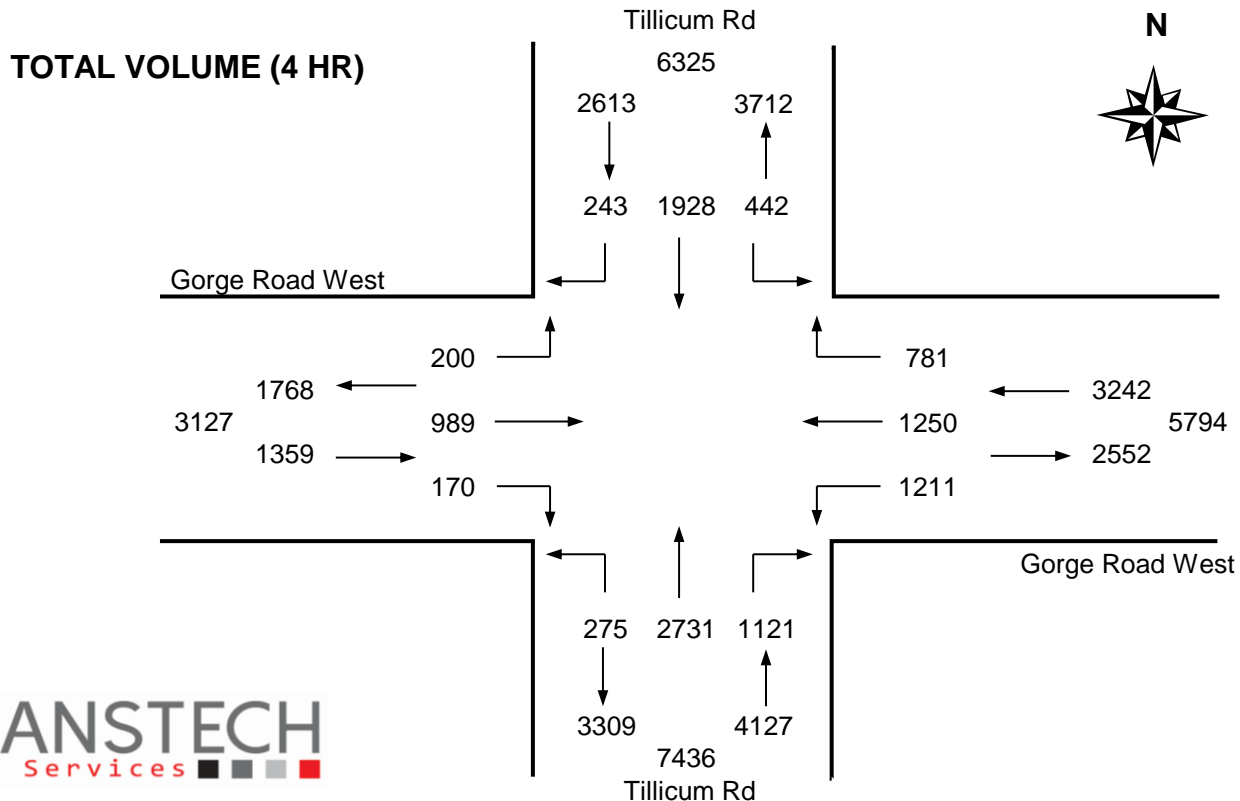
Major Route: Tillicum Road
Minor Route: Gorge Road West
Date: Wednesday, February 22, 2017
Filename: Tillicum@Gorge Road West-Feb22-2017.xls

Station #: TIN001059
Intersection Type: 4-leg
East/West Route: Gorge Road West
Weather: Clear and dry

Comments:

Vehicle Data

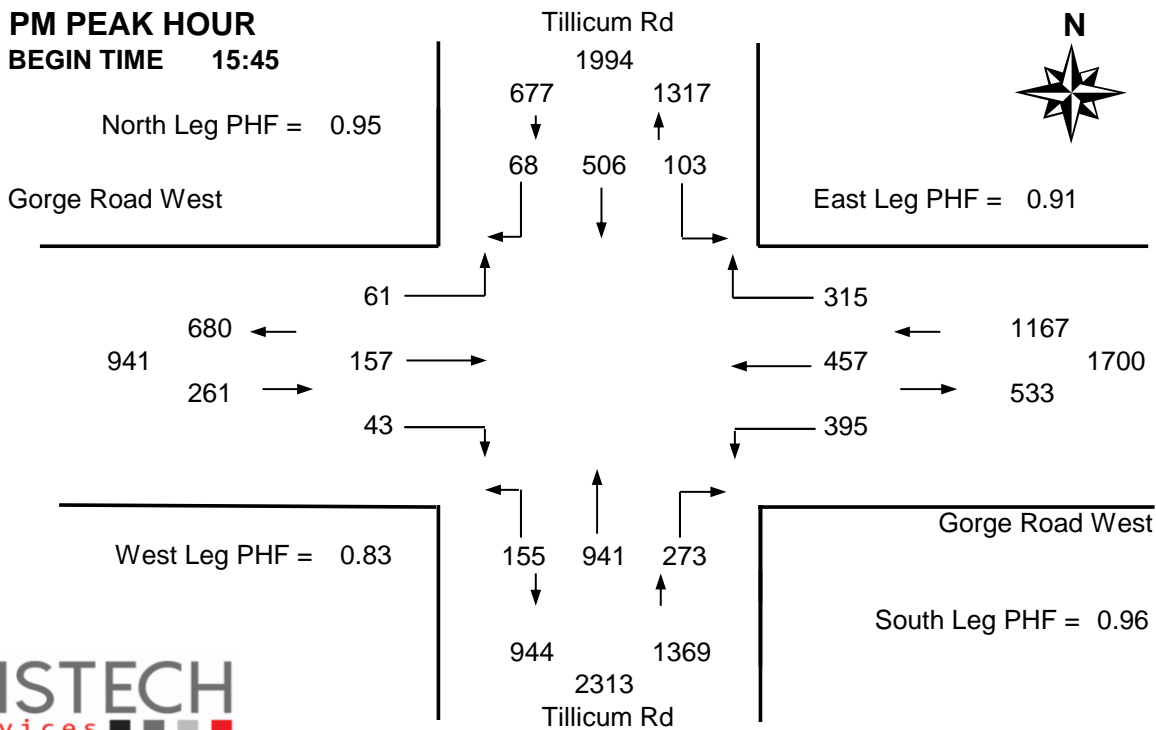
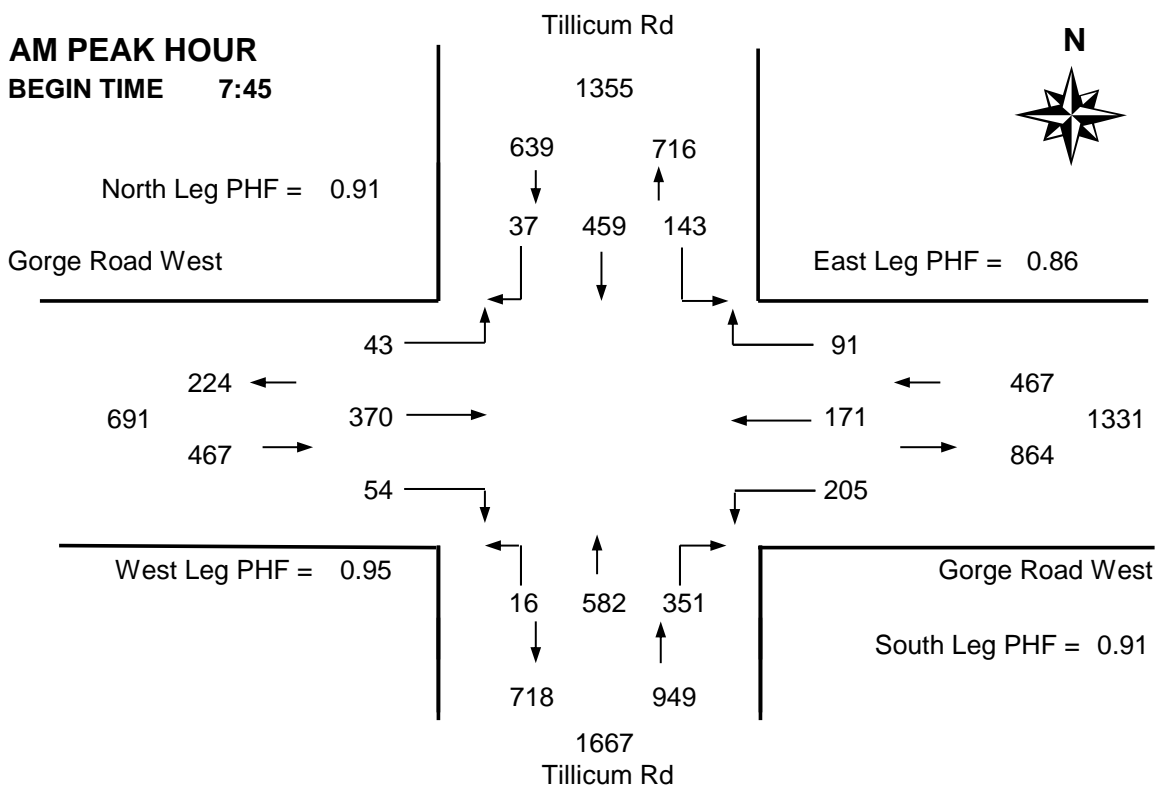
Time Period Starting	Tillicum Rd From North			Tillicum Rd From South			Gorge Road West From West			Gorge Road West From East			15 Min Total	Hourly Total	Pedestrians			
	Left	Thru	Right	Left	Thru	Right	Left	Thru	Right	Left	Thru	Right			N	S	W	E
	7:30	31	141	4	2	114	73	5	94	6	62	26			15	573	-	1
7:45	43	127	6	5	125	77	12	93	18	54	38	16	614 *	-	4	4	4	10
8:00	39	99	6	2	147	73	8	91	13	49	37	16	580 *	-	5	2	2	5
8:15	30	109	14	7	156	98	12	87	11	44	51	27	646 *	2413	8	3	1	7
8:30	31	124	11	2	154	103	11	99	12	58	45	32	682 +	2522	1	6	3	3
8:45	25	112	11	11	131	71	4	80	14	62	42	31	594	2502	1	4	2	0
9:00	34	101	15	7	110	51	20	64	4	40	47	24	517	2439	3	1	0	6
9:15	15	94	16	4	91	58	11	60	5	33	38	22	447	2240	6	1	1	2
Total	248	907	83	40	1028	604	83	668	83	402	324	183	4653	-	29	25	18	37
Pk Hr	143	459	37	16	582	351	43	370	54	205	171	91	2522 *	-	18	15	10	25
Pk Hr Factor	0.83	0.90	0.66	0.57	0.93	0.85	0.90	0.93	0.75	0.88	0.84	0.71	0.92	* = Peak hour				
	0.91			0.91			0.95			0.86			+ = Peak 15 minutes					
15:30	23	156	33	15	236	59	12	47	10	83	96	62	832	-	8	9	8	13
15:45	28	117	20	25	225	64	20	44	10	92	110	65	820 *	-	14	7	6	11
16:00	17	128	12	34	253	70	17	48	14	104	102	84	883 *	-	8	6	4	8
16:15	32	128	18	52	243	61	7	34	7	104	114	70	870 *	3405	6	4	1	14
16:30	26	133	18	44	220	78	17	31	12	95	131	96	901 +	3474	5	7	1	6
16:45	24	113	25	27	214	62	13	37	14	98	115	72	814	3468	3	6	2	9
17:00	23	129	18	25	159	63	15	44	11	114	132	69	802	3387	12	5	3	21
17:15	21	117	16	13	153	60	16	36	9	119	126	80	766	3283	11	4	6	9
Total	194	1021	160	235	1703	517	117	321	87	809	926	598	6688	-	67	48	31	91
Pk Hr	103	506	68	155	941	273	61	157	43	395	457	315	3474 *	-	33	24	12	39
Pk Hr Factor	0.80	0.95	0.85	0.75	0.93	0.88	0.76	0.82	0.77	0.95	0.87	0.82	0.96					
	0.95			0.96			0.83			0.91								



DISTRICT OF SAANICH 2017 TRAFFIC COUNTS

Major Route: Tillicum Road
Minor Route: Gorge Road West
Date: Wednesday, February 22, 2017
Filename: Tillicum@Gorge Road West-Feb22-2017.xls

Station #: TIN001059
Intersection Type: 4-leg
East/West Route: Gorge Road West
Weather: Clear and dry



DISTRICT OF SAANICH 2017 TRAFFIC COUNTS

Major Route: Tillicum Road
Minor Route: Gorge Road West
Date: Wednesday, February 22, 2017
Filename: Tillicum@Gorge Road West-Feb22-2017.xls

Station #: TIN001059
Intersection Type: 4-leg
East/West Route: Gorge Road West
Weather: Clear and dry

Comments:

Bicycle Data

Time Period Starting	Tillicum Rd			Tillicum Rd			Gorge Road West			Gorge Road West			15 Min Total	Hourly Total
	From North			From South			From West			From East				
	Left	Thru	Right	Left	Thru	Right	Left	Thru	Right	Left	Thru	Right		
7:30	1	1		0	1	0		2	3	0	0	0	8 +	-
7:45	0	2		0	2	0		1	1	0	1	0	7 *	-
8:00	0	3		0	1	0		1	0	1	0	0	6 *	-
8:15	2	0		0	0	0		0	0	0	0	0	2 *	23
8:30	0	1		0	1	0		0	1	1	0	0	4	19
8:45	0	1		0	0	0		0	0	0	0	0	1	13
9:00	0	0		0	0	0		0	1	0	0	0	1	8
9:15	0	0		0	0	0		2	0	0	0	0	2	8
Total	3	8	0	0	5	0	0	6	6	2	1	0	31	-
Pk Hr	3	6	0	0	4	0	0	4	4	1	1	0	23 *	-
15x4	8	12	0	0	8	0	0	4	4	4	4	0	44 +	-

15:30	0	0		0	0	0		0	1	0	3	1	5	-
15:45	0	0		0	1	0		0	0	0	1	0	2	-
16:00	0	0		0	0	0		0	0	0	1	0	1	-
16:15	0	0		1	0	0		1	0	0	1	0	3 *	11
16:30	0	1		0	1	1		1	1	0	3	1	9 +	15
16:45	0	0		1	3	0		0	0	0	0	0	4 *	17
17:00	0	0		1	1	1		0	0	0	0	0	3 *	19
17:15	0	0		0	1	0		0	0	0	1	0	2	18
Total	0	1	0	3	7	2	0	2	2	0	10	2	29	-
Pk Hr	0	1	0	3	5	2	0	2	1	0	4	1	19 *	-
15x4	0	4	0	4	12	4	0	4	4	0	12	4	48 +	-

4 Hr	3	9	0	3	12	2	0	8	8	2	11	2	60	120
------	---	---	---	---	----	---	---	---	---	---	----	---	----	-----

PEAK HOUR SUMMARY

